




## NW180 无线充电器

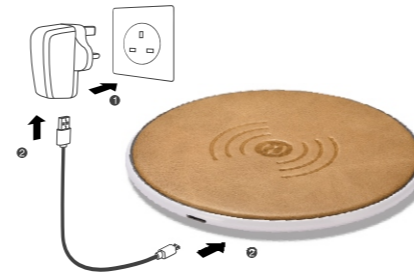
用户手册

### 用户手册

感谢您购买我司产品，本产品是一款手机无线充电器，让您轻松体验无线充电的魅力。  
使用本产品前请认真阅读手册并妥善保存，以备查阅。



### 链接适配器充电



①将电源适配器插在插座上。  
②USB电源线一端连接适配器，一端连接无线充电器。  
LED状态指示：  
待机状态下，指示灯不亮；通电时，白灯高亮呼吸2次后灭掉；充电时，白灯高亮呼吸4次后转为持续微亮呼吸；充电异常时，白灯高亮闪烁；手机充满电时，白灯高亮5秒然后灭掉（仅针对内置无线充电的手机），其他外置无线充电功能的手机不会灭灯。

### 注意事项

1. 请勿挤压或碰撞。
2. 请勿自行拆卸或投入火中、水中，避免造成短路漏电。
3. 请勿在严重高温、潮湿或腐蚀性环境下使用无线充电器，避免损坏电路出现漏电现象。
4. 请勿与带磁条或者芯片的磁卡（身份证、银行卡等）放置太近，避免造成磁卡失效。
5. 请保持植入医疗设备（心脏起搏器、植入性耳蜗等）与无线充电器之间的距离至少为20cm，以避免对医疗设备造成潜在干扰。
6. 应看管好儿童，以确保他们不将无线充电器当成玩具来玩，以避免不必要的意外。
7. 请保持充电器和接收装置远离水和其他液体。
8. 如需清洁充电器，请确保和电源断开。
9. 使用环境温度保持在0-45℃。

说明书涉及图片均为示意图，最终产品以实物为准。  
内含：无线充电器、充电线、说明书。  
\*不含电源适配器，如需要请另购买或使用手机原装适配器。

### 规格参数

输入：5V/2A  
输出：5V/1A  
工作频率：110-205K  
产品尺寸：100\*100\*7mm

充电效率：≥73%  
传输距离：≤8mm  
执行标准：Qi

### 适用设备

1. 设备内置无线充电接收装置（三星Galaxy S6、三星Galaxy S6 edge、三星Galaxy S7、三星Galaxy S7 edge、三星Galaxy Note5、诺基亚1520、LG NEXUS5等）
2. 设备有预留无线充电接口，需安装接收器线圈（三星Galaxy S5、三星Galaxy Note4等）
3. 需安装带有接收装置保护套的设备（iPhone5、iPhone6/Plus等）  
(注：这些接收装置需符合WPC Qi 标准才能兼容使用)




## NW180 wireless charger


User Manual

### User Manual

Thanks for choosing us!  
This is a smart phone wireless charger that allows you enjoy the fun of digital products easily.  
Please kindly read the user manual before using and keep it for future reference.



### Connect to Power Adapter



①Connect the power adapter to socket.  
②connect adapter to the USB2.0 interface,the other micro USB to the wireless charger.  
Lighting tips:white breathing lights flashing 2 times when power on,breathing light flashes 4times when mobile phone put on it,and then dark lights breathing 5 seconds out until power full,foreign object debris is white light flashing.

### Notes:

1. Do not squeeze or collid.
2. Do not disassemble or throw into fire or water,to avoid causing a short circuit leakage.
3. Do not use wireless charger in severely hot,humid or corrosive environments,to avoid circuit damage and occure leakage phenomenon.
4. Do not place too close with magnetic stripe or chip card (ID card,bank card,etc.)to avoid magnetic failure.
5. Please keep the distance at least 20cm between implantable medical devices(pacemakers,implantable cochlear,etc.)and the wireless charger,to avoid potential interference with the medical device.
6. To take care of the children,to ensure that they won't play the wireless charger as a toy,to avoid unnecessary accidents.
7. Please keep the charger away from water or other liquid.
8. If you need to clean the charger, please make sure it is not connected power supply.
9. Using Environment temperature remains 0-45°C.

The involved images are sketch maps,end-products subject to the object entity.  
Includes:wireless charger,charging cable,user's manual.  
\*AC adapter is excluded,please buy separately or use the mobile phone original adapter if need.

### Specification

Input: 5V/2A  
Output: 5V/1A  
Frequency: 110-205K  
Size: 100mm\*100mm\*7mm

Charging Efficiency: ≥73%  
Charging Distance: ≤8mm  
Standard: Qi

### Applicable Devices

1. Devices with built-in wireless charging receiver (Samsung Galaxy S6, Samsung Galaxy S6 edge, Samsung Galaxy S7, Samsung Galaxy S7 edge, Samsung Galaxy Note 5, Nokia 1520, LG, Nexus 5 and more).
2. Devices with reserved wireless charging interface beside it battery (Samsung Galaxy S3, S4, S5, Note2, Note3, Note4, etc).
3. Devices with wireless charging receiver in its protection case(iPhone5/5s, iPhone6,iPhone6 plus, etc).  
Note: All devices must be Qi standard.